

Reading Folders

Mondays



Thursdays



Please return this reading folder to school on **Mondays** – even if you have not ‘finished’ the book. Primary 1 read in class on Tuesdays, Wednesdays and Thursdays. **Your child will bring this home on Thursdays.**

Sharing the reading book



Share in the **reading record** how your child got on at home.

Wordless books Encourage your child to create a story to match the pictures. What are the characters names? What is the character doing? Where are they? How are they doing the action?

Pattern books Some books will follow a pattern where only one word changes e.g. The *red* sock, the *green* sock. Look at the picture for clues. Use your finger to follow the words from left to right. Count how many words are on each page.

Decodable books Your child will read the sounds and blend these together to make words. It is important to say the *pure* sounds when blending. If your child gets stuck, remind them to ‘sound it out’, which you can do together mmm-ahh-shh, mash!



Flashcards

Here are some examples of activities you can do. Each one taking less than one minute.

Point to the sound

Lay out all of the cards.

“Point to mmm, point to ssss” etc

Say the sound

Show a card.

“What sound is this?”





Write the sound

Hide the cards.

“Write the sound...”
Check it against the card afterwards.

Be the teacher

The child holds the cards and asks you. Make a mistake and see if they can spot it!

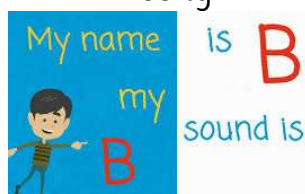


Quick access videos, games and websites




Sing the Jolly Phonics songs



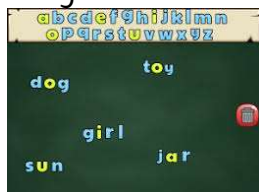
Epic Phonics alphabet song



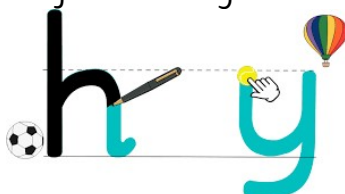
Teach your monster interactive flashcards




Magnetic Letters



Doorway Online – Letter formation game



Top Marks Games Website



Oxford Owl FREE eBook library



How we say the sounds



Fred Fingers – How we spell

